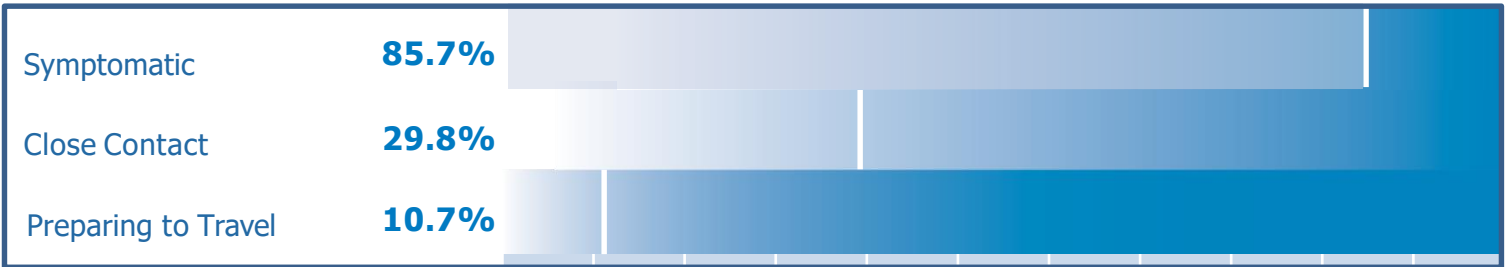


CLAY COUNTY PUBLIC HEALTH CENTER

SUMMARY OF LOCAL CASE DATA WITH COMPARISON TO NATIONAL CONTROLS

100 potential participants accessed the survey, 88 consented, and 84 met eligibility criteria between 6/28 and 7/15.

MOST COMMON REASONS FOR TESTING



INDIVIDUAL PREVENTION STRATEGIES



Face Covering

20% of local cases
always/often wore surgical or n95 masks

National Controls (n=3,028)
37% of controls always/often wore surgical or n95 masks



Physical Distancing

44% of local cases
always/often avoided crowded places/events

National Controls (n=3,028)
43% of controls always/often avoided crowded places/events

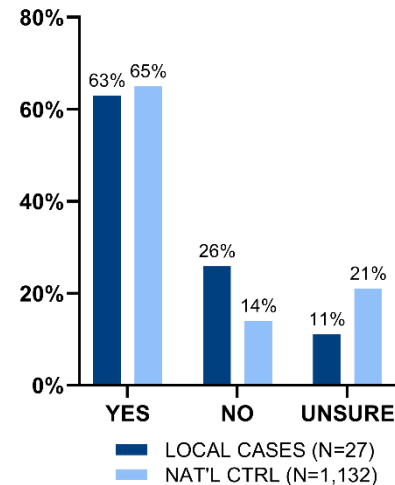
TRUSTED SOURCES OF INFORMATION

CLAY CASES

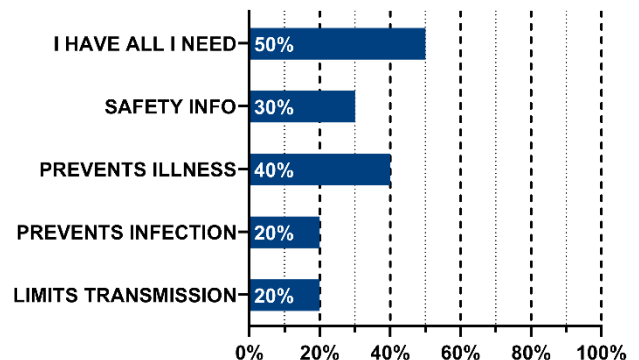
- #1 CDC (74.0%)
- #2 My healthcare provider (68.8%)
- #3 State or County health departments (58.4%)

VACCINATIONS

Plans for Child Vaccination



Info Needed for Child Vaccination Decision



SUMMARY

Most individuals (86%) are testing as a result of symptoms. 30% tested as a result of close contact. 74% of cases had at least 3 vaccination doses and 24% had a history of prior COVID infection. 31% used both PCR and rapid testing to confirm positive COVID cases. 51% used rapid testing alone while 18% used PCR. Nearly one in five (17%) have delayed or avoided medical care in the past 3 months due to concerns related to COVID-19. 15% screened positive for anxiety and 12% screened positive for depression.