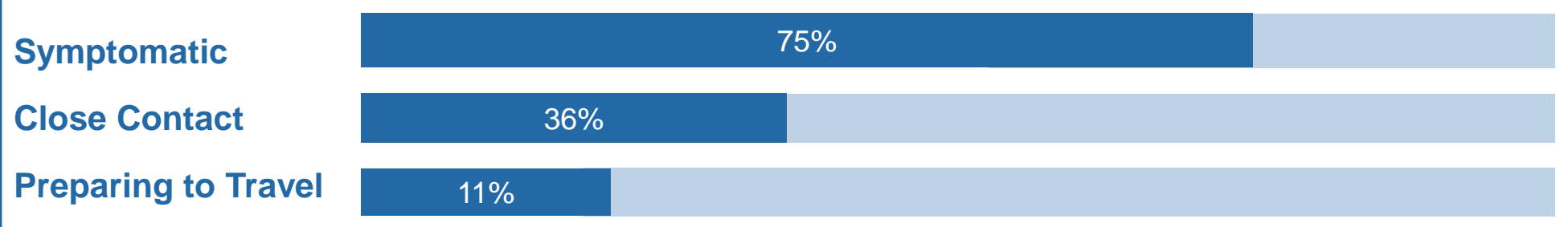


CLAY COUNTY HEALTH DEPARTMENT

SUMMARY OF LOCAL CASE DATA WITH COMPARISON TO NATIONAL CONTROLS

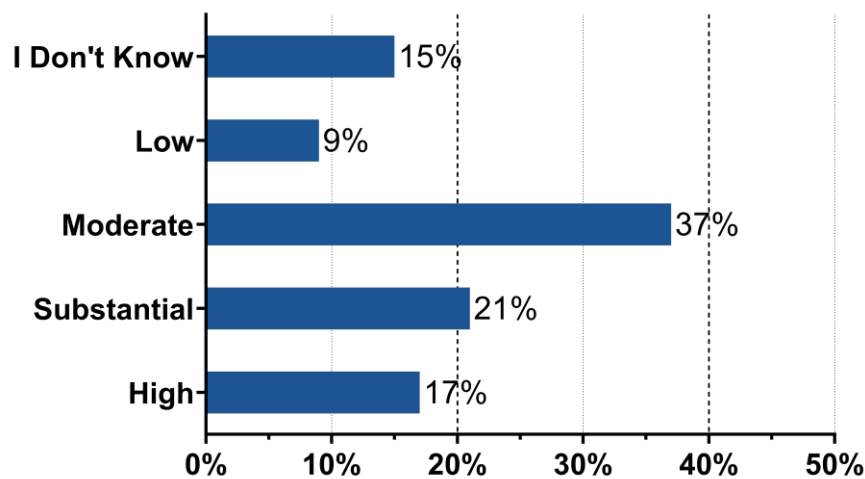
133 people accessed the survey, 122 consented and 117 were eligible from July 11 to August 11 2022.

MOST COMMON REASONS FOR TESTING



PERCEPTION OF LOCAL TRANSMISSION

Which of the following would you use to describe the level of COVID-19 transmission in your local area?



CHANGED BEHAVIORS DUE TO COMMUNITY TRANSMISSION



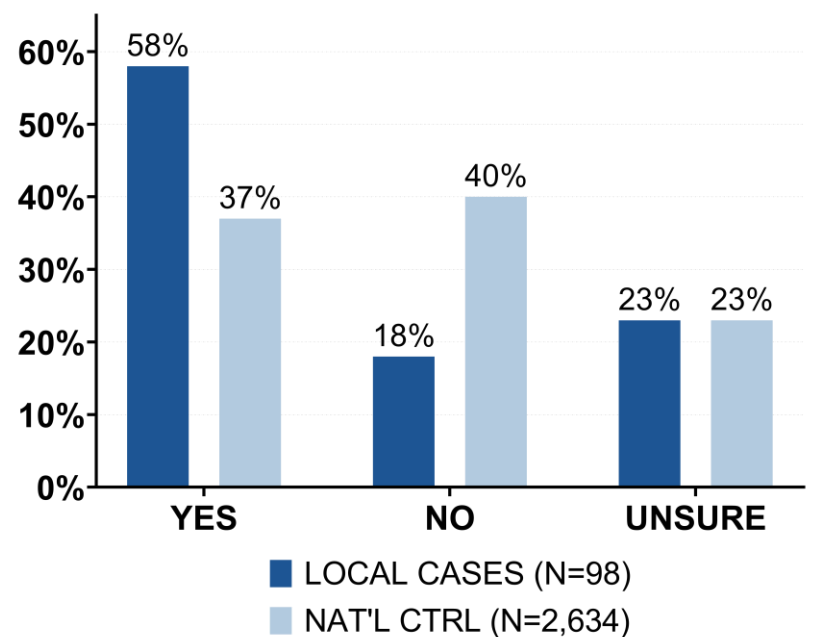
More likely to work remotely 16%



More likely to wear a mask 43%

AT-HOME TREATMENTS

Do you know how to access at-home medication for COVID-19 if you were to need it?



TRUSTED SOURCES OF INFORMATION

CDC 75%

Healthcare provider 75%

SUMMARY

- Most individuals (75%) are testing as a result of symptoms.
- 75% of cases have had at least three vaccination doses and 27% had a prior COVID infection.
- 24% used both PCR and rapid tests to confirm positive COVID cases. 55% used only rapid testing.
- Approximately 9% have delayed or avoided medical care in the past 3 months due to concerns related to COVID-19.
- 12% screened positive for anxiety and 11% screened positive for depression.