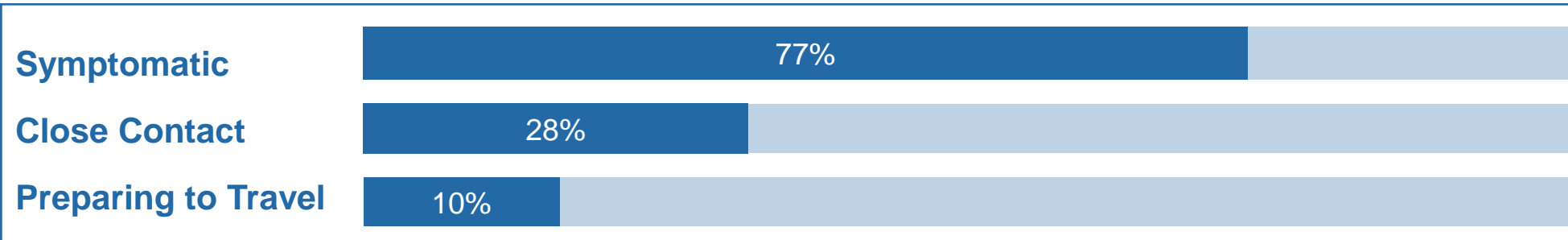


# CLAY COUNTY HEALTH DEPARTMENT

## SUMMARY OF LOCAL CASE DATA WITH COMPARISON TO NATIONAL CONTROLS

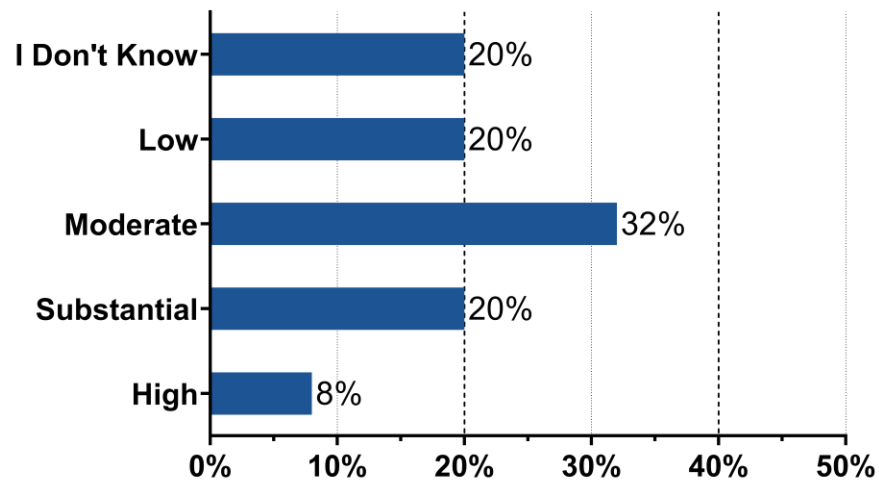
42 people accessed the survey, 40 consented, and 39 were eligible from August 11-25.

### MOST COMMON REASONS FOR TESTING



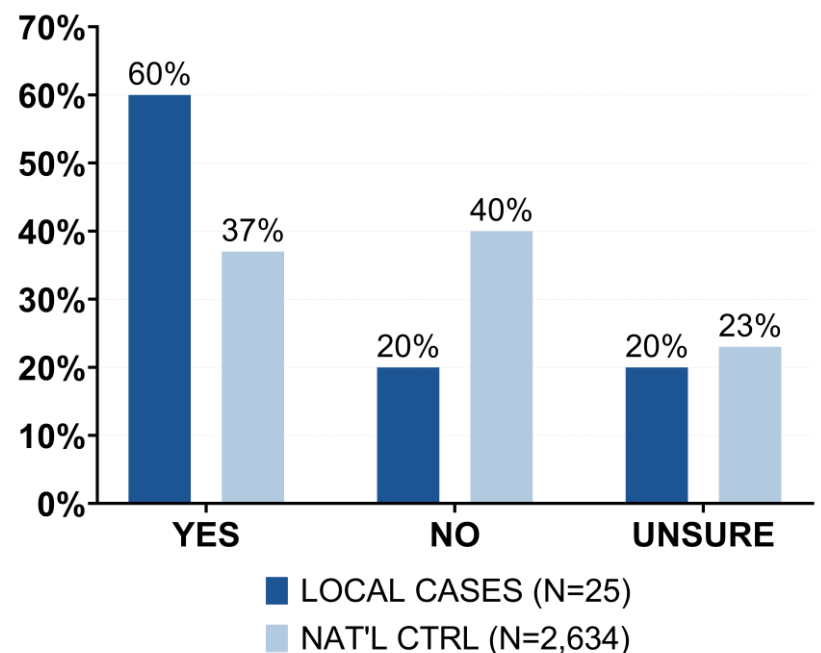
### PERCEPTION OF LOCAL TRANSMISSION

Which of the following would you use to describe the level of COVID-19 transmission in your local area?

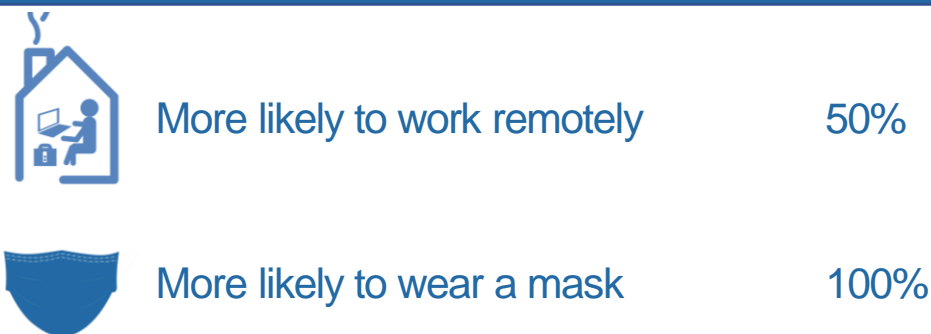


### AT-HOME TREATMENTS

Do you know how to access at-home medication for COVID-19 if you were to need it?



### CHANGED BEHAVIORS DUE TO COMMUNITY TRANSMISSION



### TRUSTED SOURCES OF INFORMATION

CDC	56%
Healthcare provider	72%
Health department	41%

### SUMMARY

- Most individuals (77%) are testing as a result of symptoms.
- 77% of cases had at least three vaccination doses. 3% were unvaccinated.
- 19% used both PCR and rapid testing to confirm positive COVID cases. 69% used rapid testing.
- Approximately 13% screened positive for anxiety and 8% screened positive for depression.
- 9% are very concerned about the health effects of the current variant, 9% are not at all concerned, and 32% are neutral.