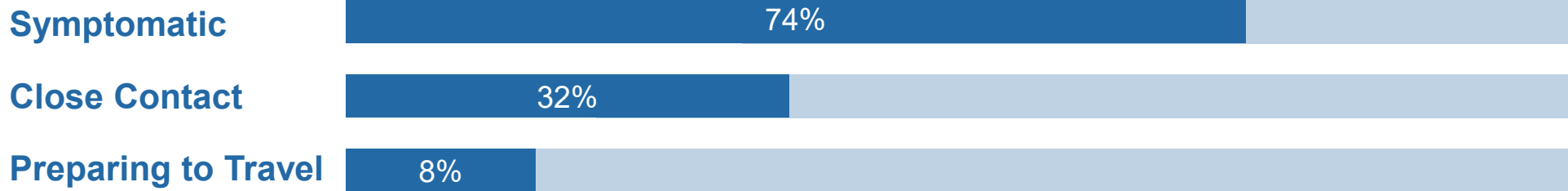


# CLAY COUNTY HEALTH DEPARTMENT

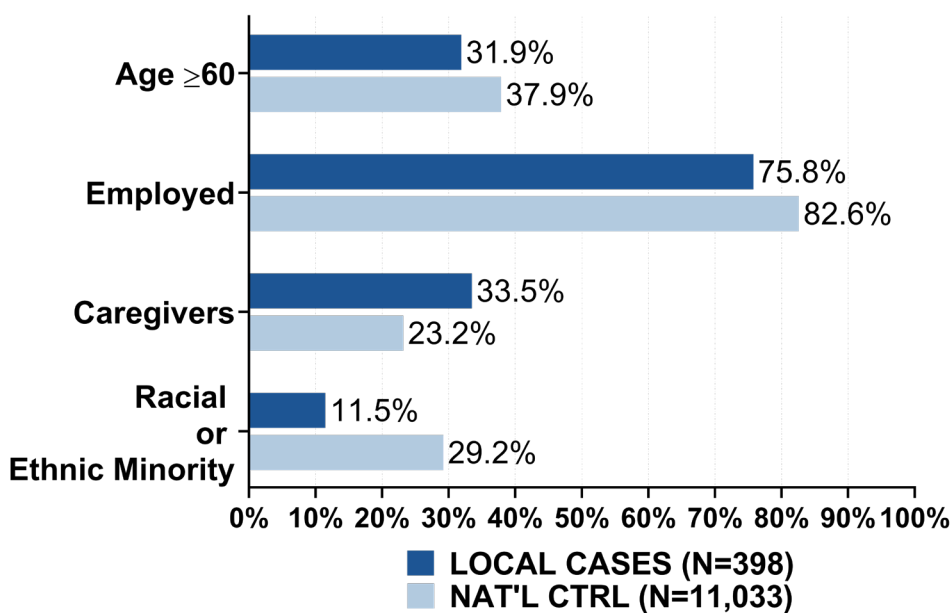
## SUMMARY OF LOCAL CASE DATA WITH COMPARISON TO NATIONAL CONTROLS

470 people accessed the survey and 426 consented to participate. After excluding age <18 (n=1), out-of-state residents (n=3), and those denying a positive COVID-19 test result (n=11), 398 participants met eligibility criteria over the study interval (May 25-Oct 17, 2022). Controls for this Final Report were drawn from four nationally representative survey waves conducted from April – September 2022.

### MOST COMMON REASONS FOR TESTING

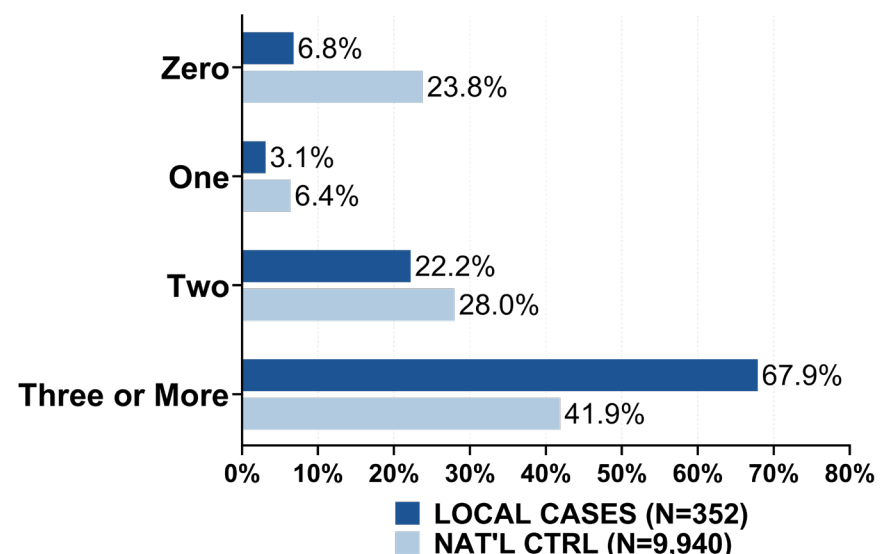


### POPULATION CHARACTERISTICS



### VACCINATION STATUS

How many COVID-19 vaccinations have you received?



### TRUSTED SOURCES OF INFORMATION (LOCAL)

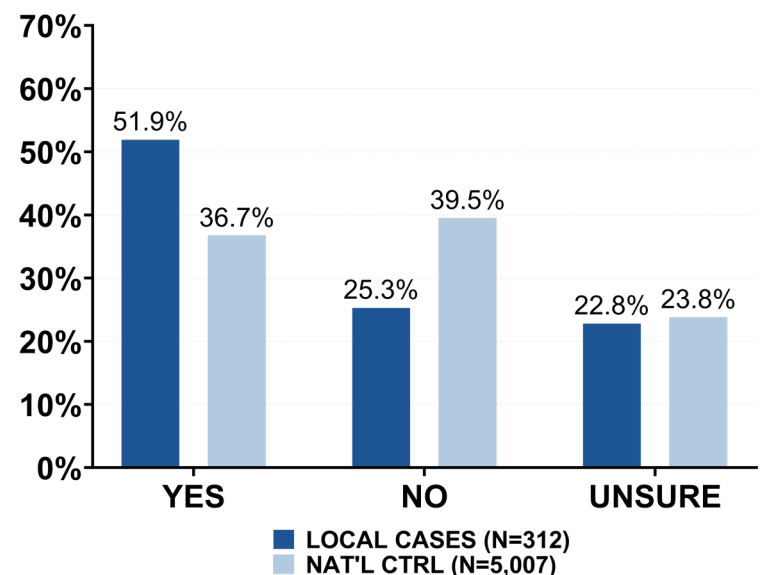
Healthcare provider	65%
CDC	64%
State or county health departments	51%

### TYPE OF TEST (LOCAL)

Rapid Test	54%
PCR Test	20%
Both	25%

### AT-HOME TREATMENTS

Do you know how to access at-home medication for COVID-19 if you were to need it?



## SUMMARY

Relative to national controls, your case population tended to be younger, were slightly less likely to be currently employed, more likely to be unpaid caregivers for a child or adult, and were less likely to report being a racial or ethnic minority. Clay County cases were more likely to be vaccinated and more likely to be aware of how to access at-home treatments. Rapid tests were the most common method of detecting infection.