



PDMP Brief – Q2 2018 – Clay County

The St. Louis County Prescription Drug Monitoring Program (PDMP) monitors the prescribing and dispensing of schedule II-IV controlled substances to assist in the identification and prevention of prescription drug misuse and abuse. The program’s goals are to 1) improve controlled substance prescribing, 2) inform clinical practice, and 3) reduce the number of people who misuse, abuse, or overdose.

The St. Louis County PDMP launched on April 25, 2017, with 14 jurisdictions participating in the initial implementation. Saint Louis County Department of Public Health (DPH) operates the PDMP on behalf of all participating jurisdictions. As of June 30, 2018, 64 jurisdictions have enacted legislation to participate in the St. Louis County PDMP.

As of 6/30/2018, there are over 12,590 approved users within the system.

Figure 1 represents approved user counts for the total PDMP by quarter as well as the average number of patient searches performed per day. System utilization has increased as both the number of approved users and participating jurisdictions have increased. In Q2 2018, over 3,700 patient searches were performed daily by healthcare providers. Increasing utilization of the PDMP is a continued focus of DPH.

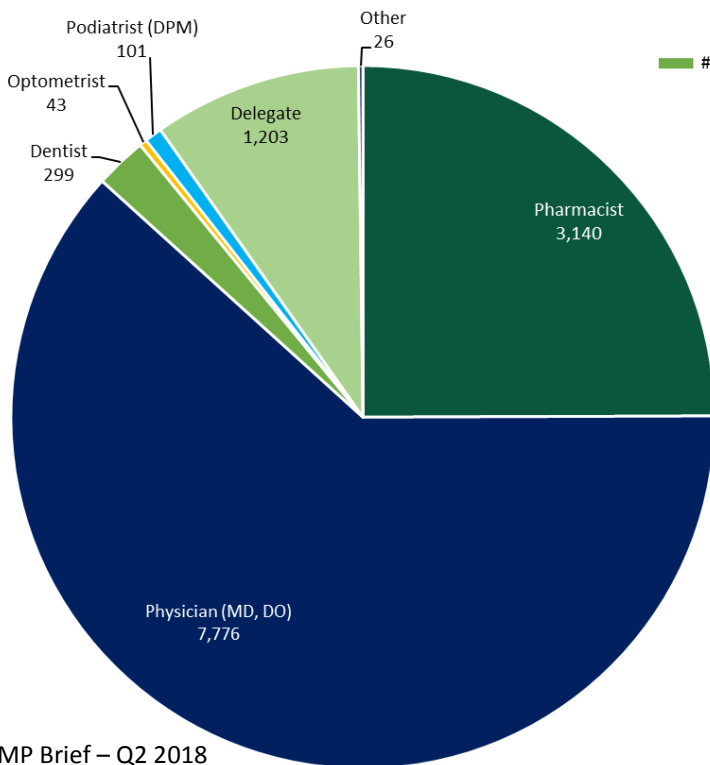
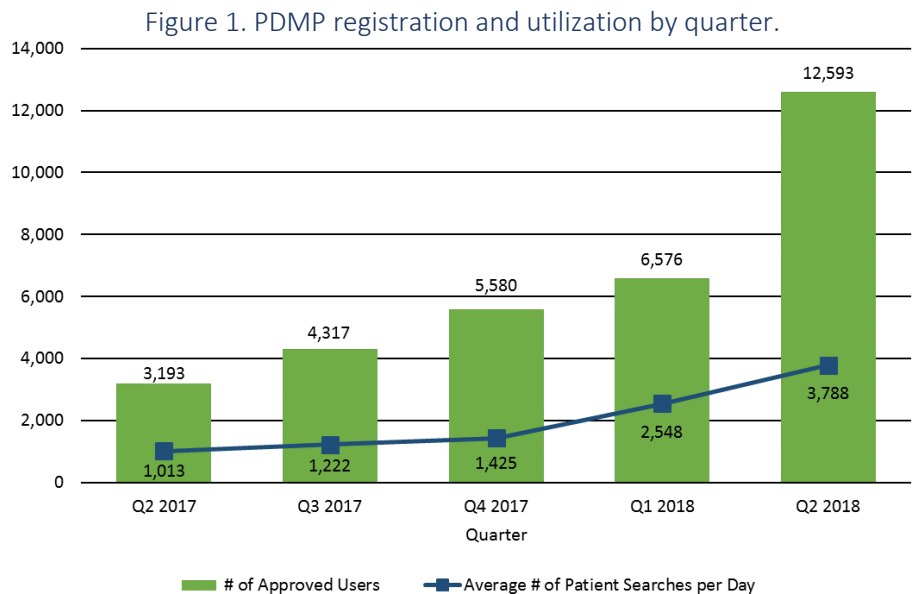


Figure 2. PDMP approved user counts by user role. Figure 2 represents approved users by role. As of 6/30/18, there were more than 12,590 approved users in the PDMP. The increase in users in Q2 2018 was a result of mass provider registration; mass registration is where a health system, hospital, medical group, or healthcare practice can bulk register their healthcare providers in the PDMP.

65% of PDMP users are prescribers (physicians, dentists, optometrists, and podiatrists).

25% of users are pharmacists.

Additional information on the PDMP can be found at www.stlouisco.com/PDMP or by contacting DPH at PDMP.DPH@stlouisco.com or 314-615-0522.



Opioid Dispensations

Across all age groups, opioids were the most frequently prescribed schedule II-IV controlled substance drug type. Opioids comprise ~40% of all controlled substances dispensed. Hydrocodone, oxycodone, and tramadol were the three most frequently prescribed opioids (over 82% of opioid prescriptions).

Clay County's opioid dispensation rate was 644.1 opioid prescriptions per 1,000 population which is significantly lower than the total system (714.6 opioid prescriptions per 1,000 population).

Figure 3. Opioid dispensation rates per 1,000 by patient location.

Figure 3 represents opioid dispensation rates per 1,000 population for each jurisdiction compared to the total system. Jurisdictions were categorized as either higher, lower, or not different than the overall dispensation rate based on statistical significance at $\alpha=0.05$.

*Rates represent projected annual rates based on one quarter of data.

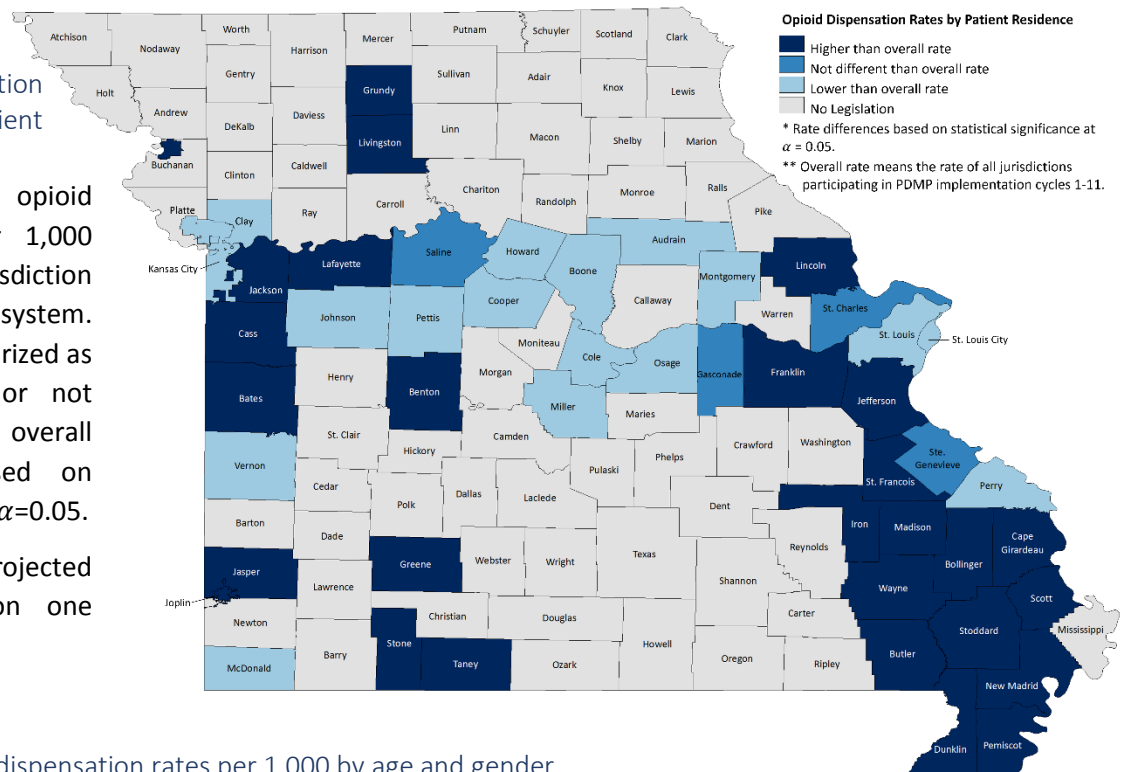
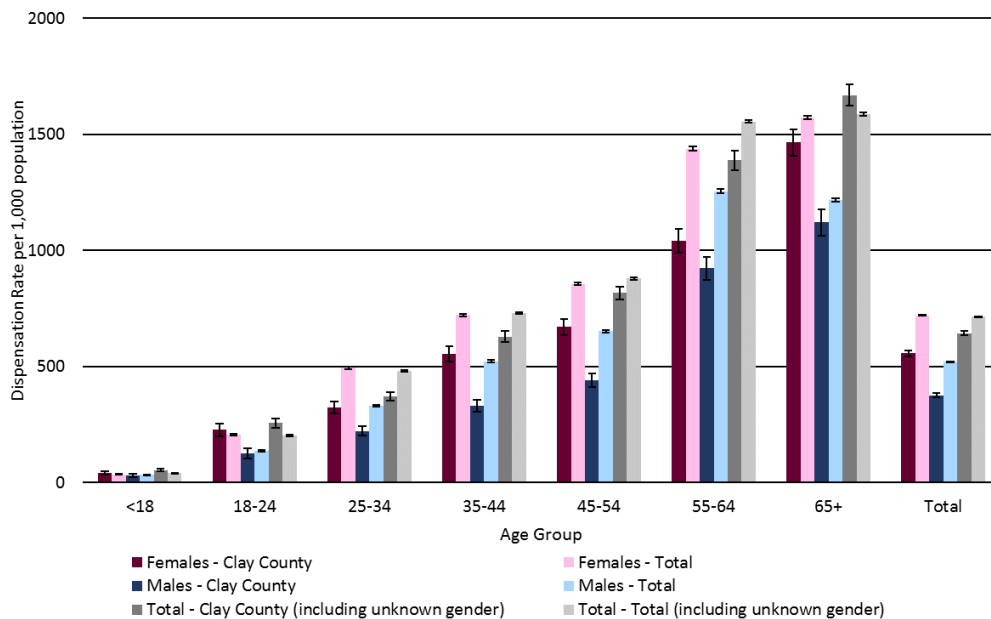


Figure 4. Opioid dispensation rates per 1,000 by age and gender.



Opioid dispensation rates increase as patient age increases.

Females received higher rates of opioid prescriptions than males across all age groups as displayed in Figure 4.

Across both genders, Clay County residents aged 65+ received the highest rates of opioids compared to all other age groups – more than 1.8 opioid prescriptions per Clay County resident aged 65+ years old.

